


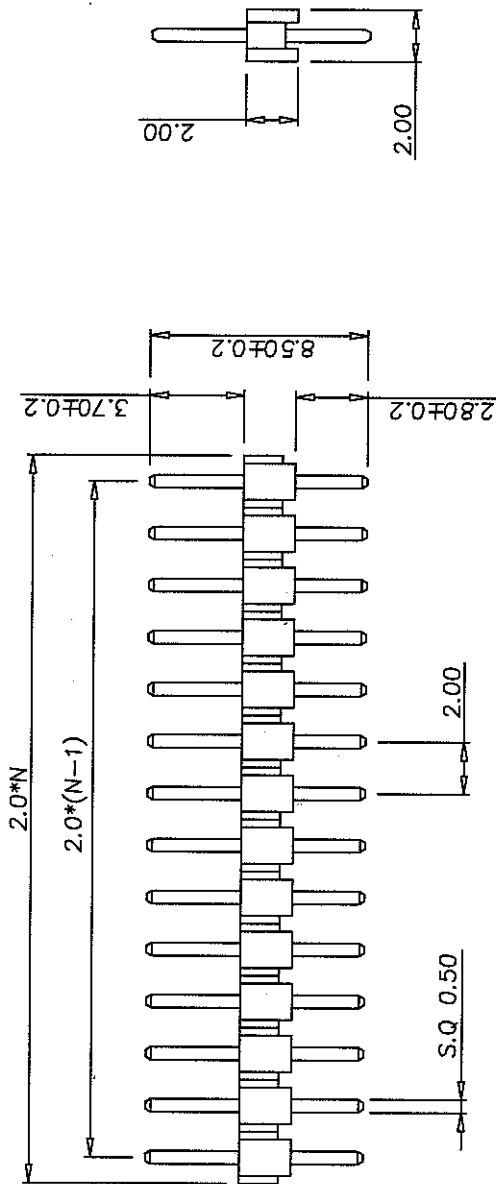
1

2

DIMENSIONS IN MM

LTR	REVISION	DWG	CHK	DATE

NUMBER



PCB hole dimensioning

PRINT DIST. THIS DRAWING IS CONFIDENTIAL.

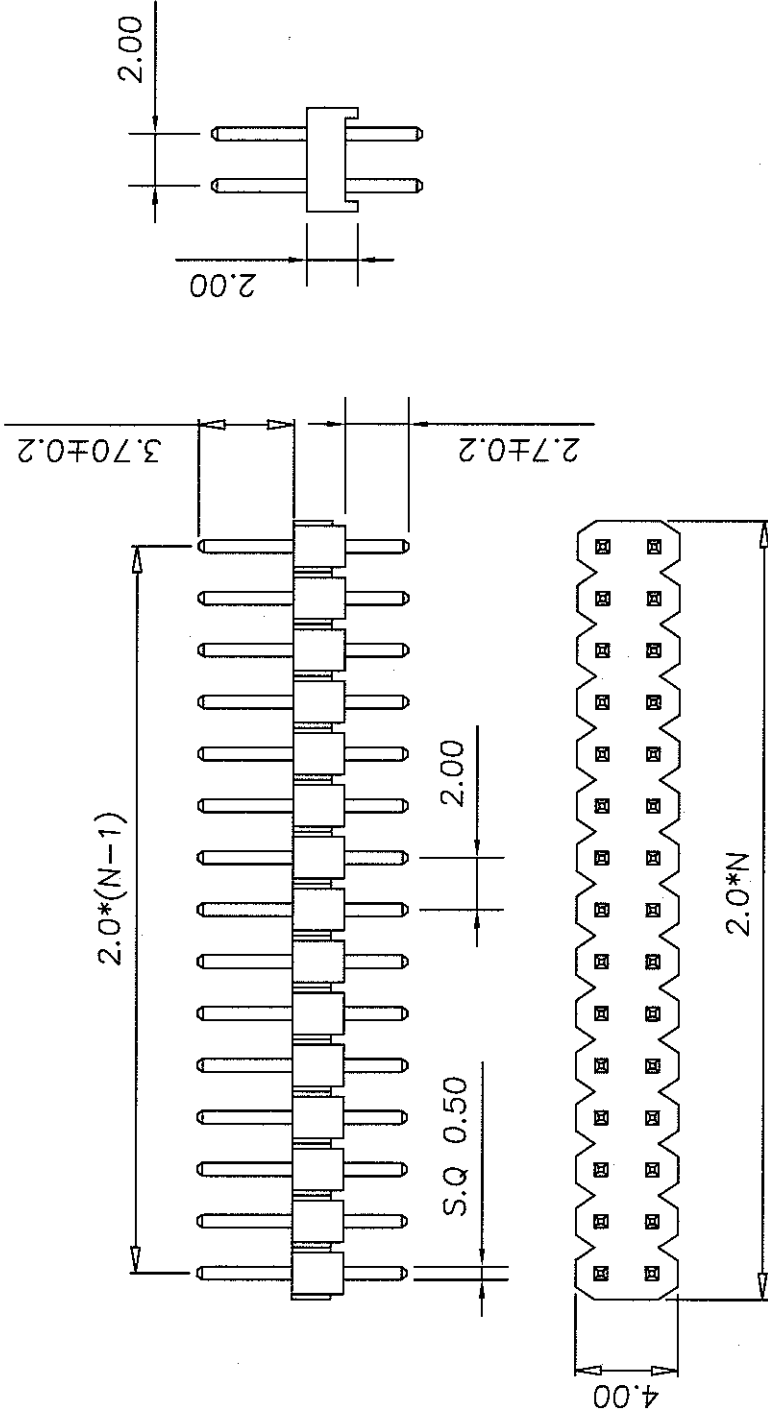
2	PIN	Brass 3/4H	N	GOLD FLASH			
1	HOUSING	PA 66 (G15%)	BLACK 1				
NO DESCRIPTION		PART NUMBER	MATERIAL	COLOR	Q'TY	FINISH	REMARKS
SCALE	DS	MOLD NO.	COLOR	DESCRIPTION			
		MATERIAL	SIZE	2.00 PIN HEADER			
		APP	REL	DATE	MODEL		
		T.N.G		05.05.10			
		CHK		DWG NO	REF NO		
				TM2003-AG-N			
				REV			
				0			

4 3 2 1

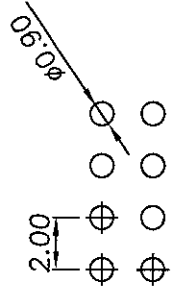
DIMENSIONS IN MM

LTR	REVISION	DWG	CHK	DATE

NUMBER



THIS DRAWING IS CONFIDENTIAL. PRINT DIST.



PCB hole dimensioning

2	PIN	Brass 3/4H	N	COLD FLASH
1	HOUSING	PA 66 (G15%)	BLACK 1	
NO DESCRIPTION		MATERIAL	COLOR Q'TY	FINISH REMARKS
SCALE	DS	MOLD NO.	COLOR	DESCRIPTION
5 : 1		MATERIAL	SIZE	A4
DR	CHK	APP	REL	DATE
TM TECH		MODEL		REF NO
DWG NO		TM2004-AG-N		REV. 0

Ass'y for 2.00mm Pin Header