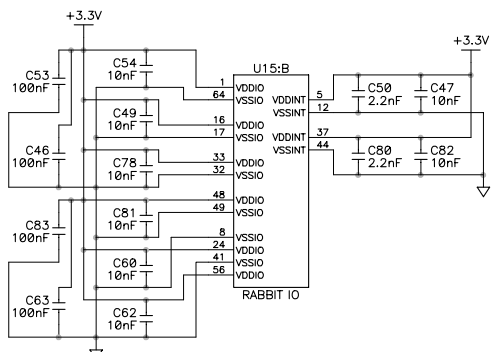
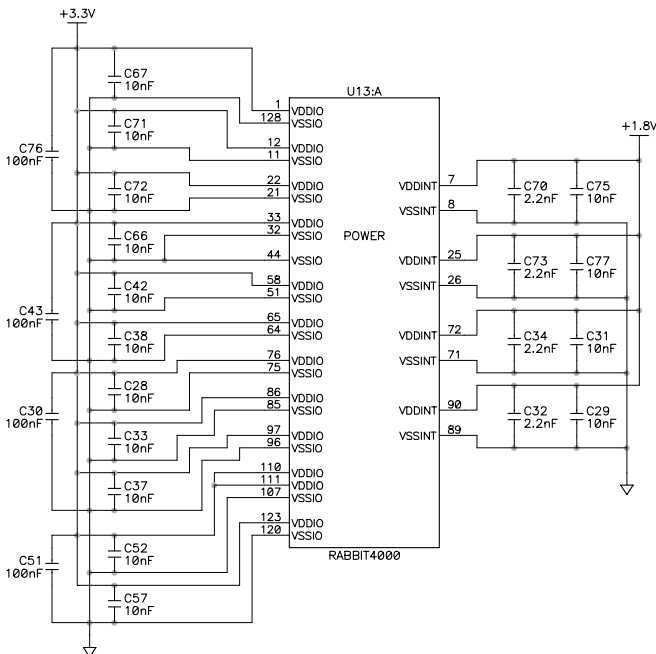
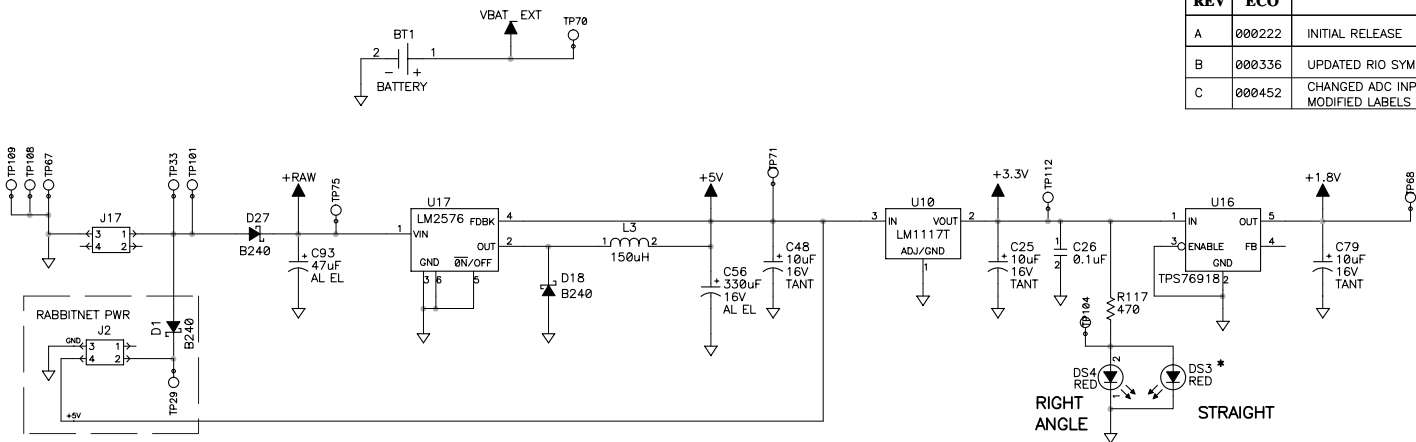
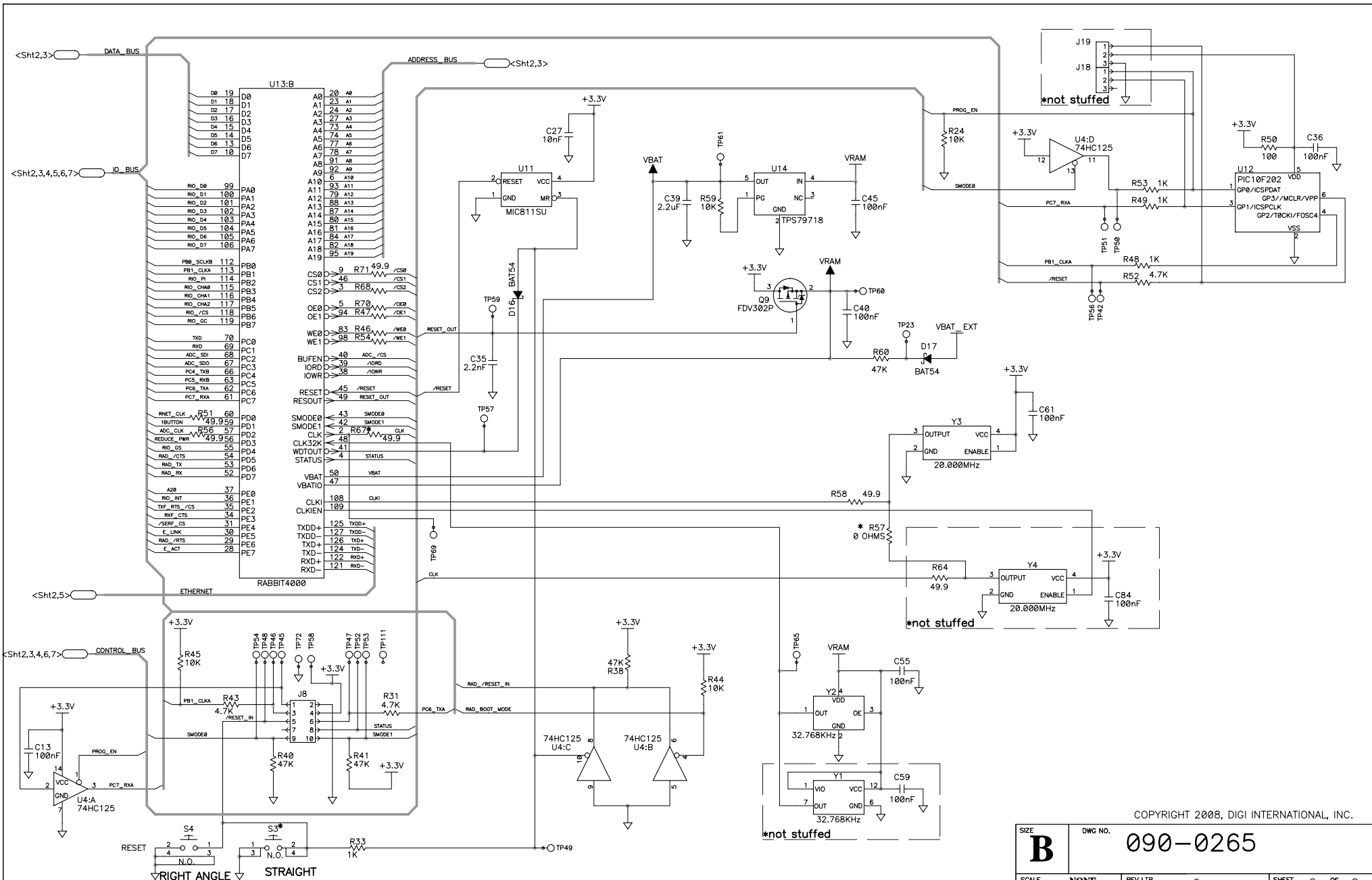


REVISION HISTORY			REVISION APPROVAL			
REV	ECO	DESCRIPTION	PROJECT ENGINEER	APPROVAL DATE	DOCUMENT CONTROL	APPROVAL DATE
A	000222	INITIAL RELEASE	HH			
B	000336	UPDATED RIO SYMBOL AND COMPONENT STUFFING	HH			
C	000452	CHANGED ADC INPUT CAPS FROM 2.2NF TO 10PF. MODIFIED LABELS TO J5. MODIFIED STUFFING SYMBOL FOR R77.	HH			



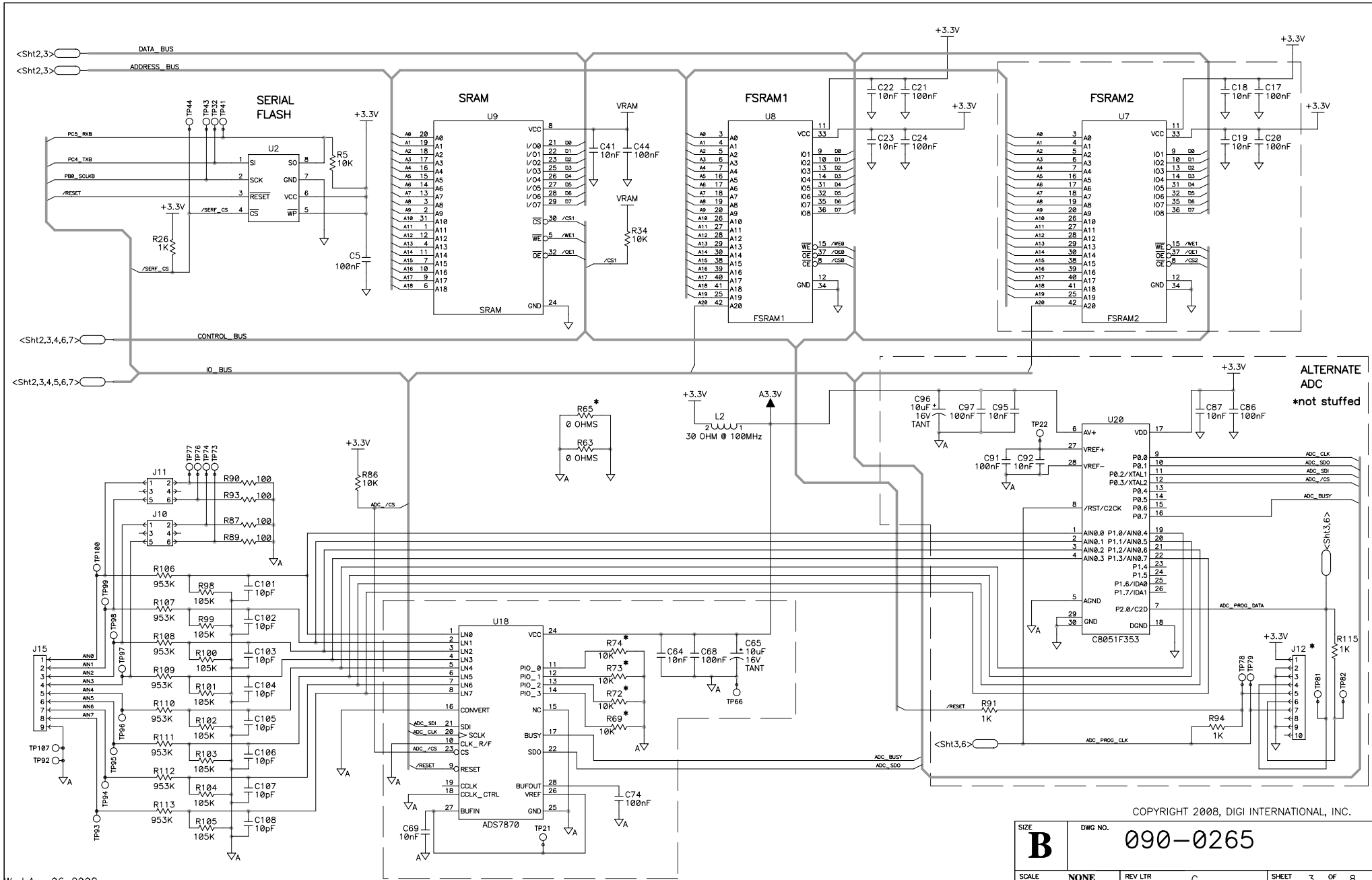
NOTES: UNLESS OTHERWISE SPECIFIED;
 1. ALL RESISTOR VALUES ARE IN OHMS, 1/16W, 1% UNLESS LABELED 5%
 2. THE ORIGINATION SOURCE OF A VOLTAGE IS REPRESENTED BY (VCC), AND ALL REFERENCES TO THAT VOLTAGE ARE REPRESENTED BY (VCC).
 3. COMPONENT VALUES SHOWN WITH AN ASTERISK (*) FOLLOWING THE VALUE OR DASHED BOX, MAY HAVE DIFFERENT VALUES, OR MAY NOT BE STUFFED.

APPEND THE FOLLOWING DOCUMENTS WHEN CHANGING THIS DOCUMENT:	DRAWING CONTENT:		TITLE		
	DRAWN BY: (INITIAL RELEASE)	Hoeun Ham	8/06/08	SCHEMATIC DIAGRAM BL4S1XX RABBIT SEMICONDUCTOR www.rabbit.com	
	REVISED BY:	Hoeun Ham	8/06/08		
	APPROVALS: INITIAL RELEASE				
	PROJECT ENGINEER:	Hoeun Ham	8/06/08		
	ENGINEERING MANAGER:	Xuan Truong		SIZE B DWG NO. 090-0265	
	SIGNATURES	DATE	SCALE NONE	RELEASE DATE	SHEET 1 OF 8

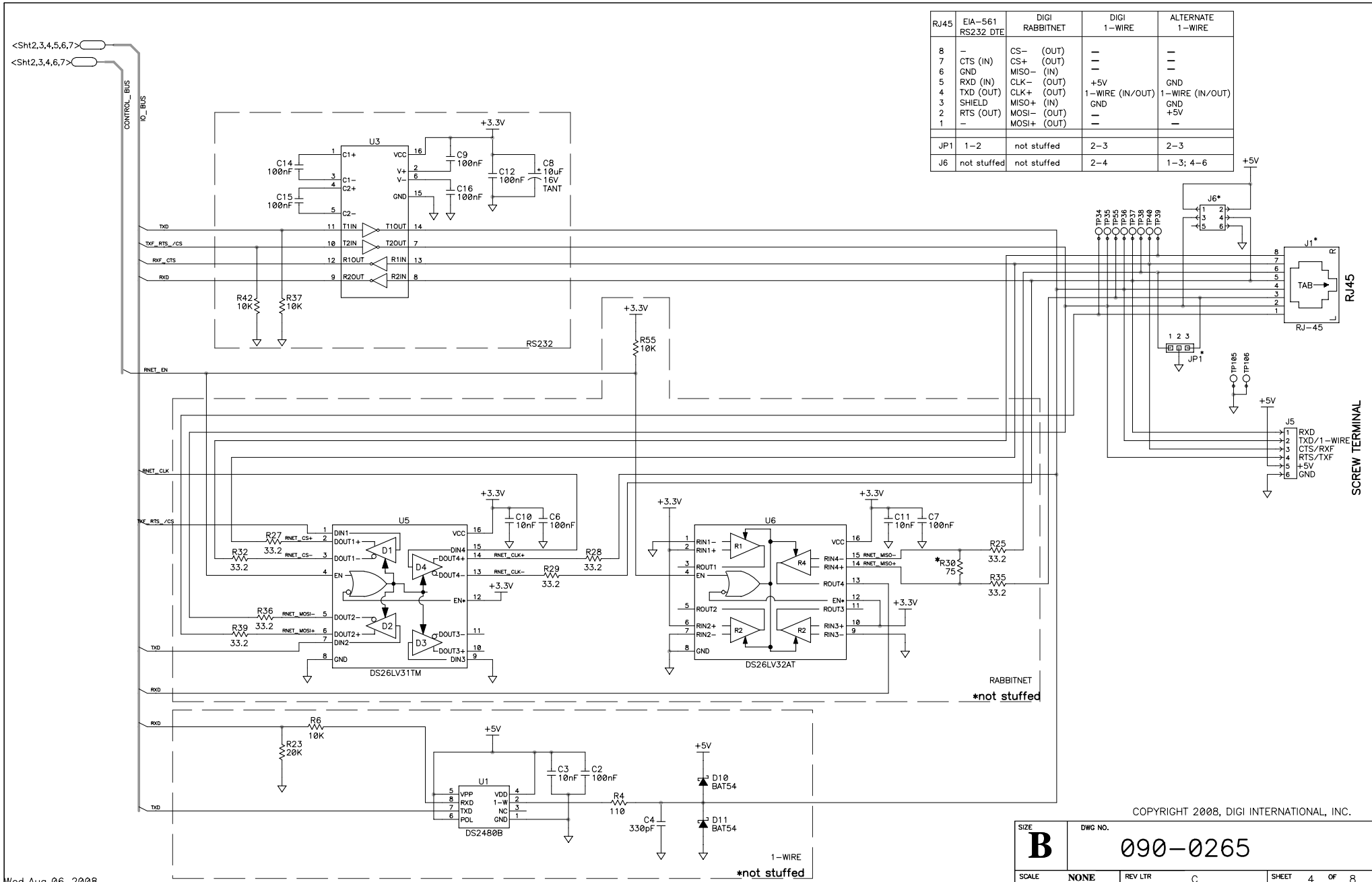


COPYRIGHT 2008, DIGI INTERNATIONAL, INC.

SIZE B	DWG NO. 090-0265
SCALE NONE	REV LTR C
SHEET 2 OF 8	



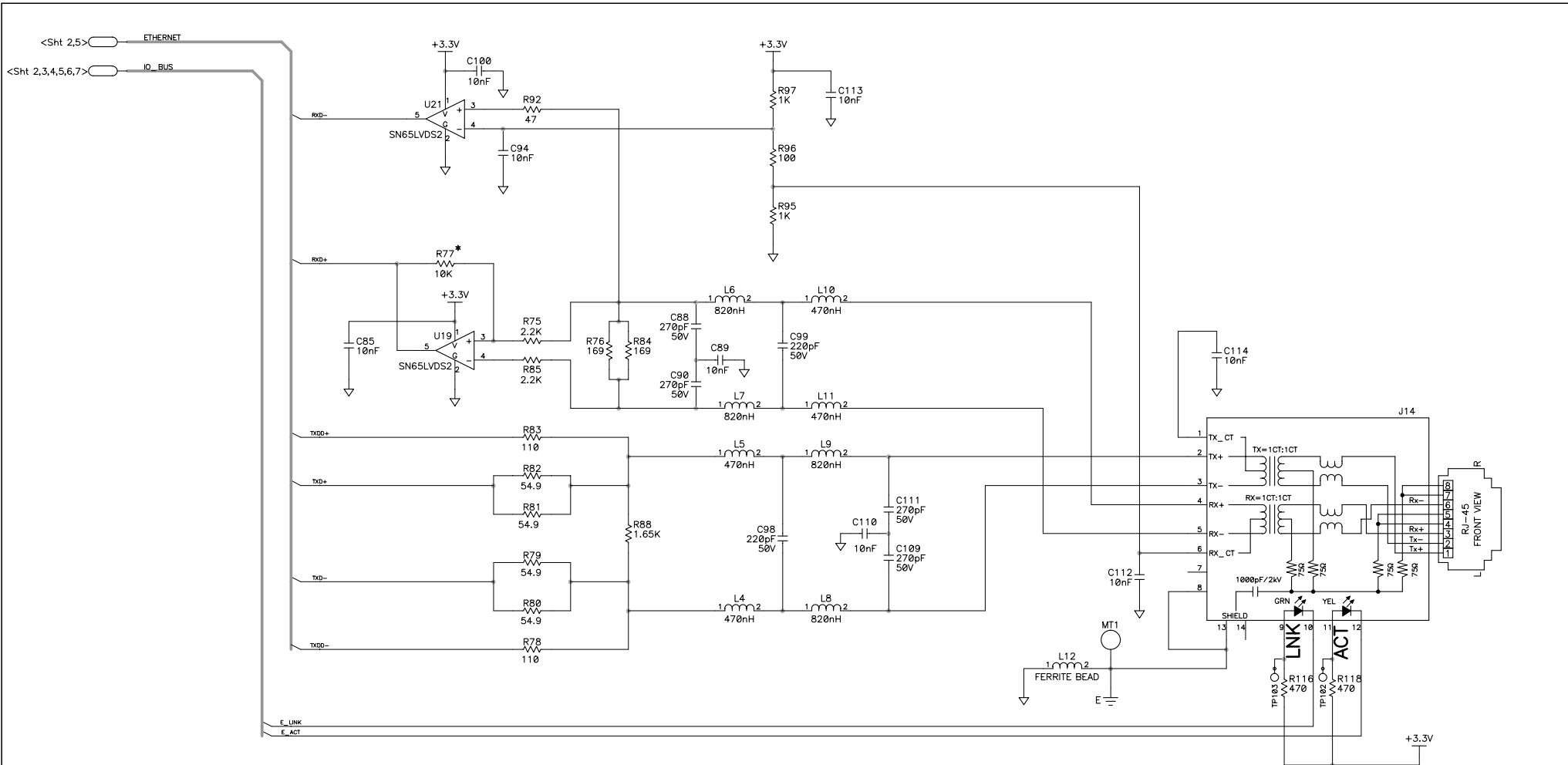
SIZE B	DWG NO. 090-0265
SCALE NONE	REV LTR C
SHEET 3 OF 8	



RJ45	EIA-561 RS232 DTE	DIGI RABBITNET	DIGI 1-WIRE	ALTERNATE 1-WIRE
8	-	CS- (OUT)	-	-
7	CTS (IN)	CS+ (OUT)	-	-
6	GND	MISO- (IN)	-	-
5	RXD (IN)	CLK- (OUT)	+5V	GND
4	TXD (OUT)	CLK+ (OUT)	1-WIRE (IN/OUT)	1-WIRE (IN/OUT)
3	SHIELD	MISO+ (IN)	GND	GND
2	RTS (OUT)	MOSI- (OUT)	+5V	+5V
1	-	MOSI+ (OUT)	-	-
JP1	1-2	not stuffed	2-3	2-3
J6	not stuffed	not stuffed	2-4	1-3; 4-6

COPYRIGHT 2008, DIGI INTERNATIONAL, INC.

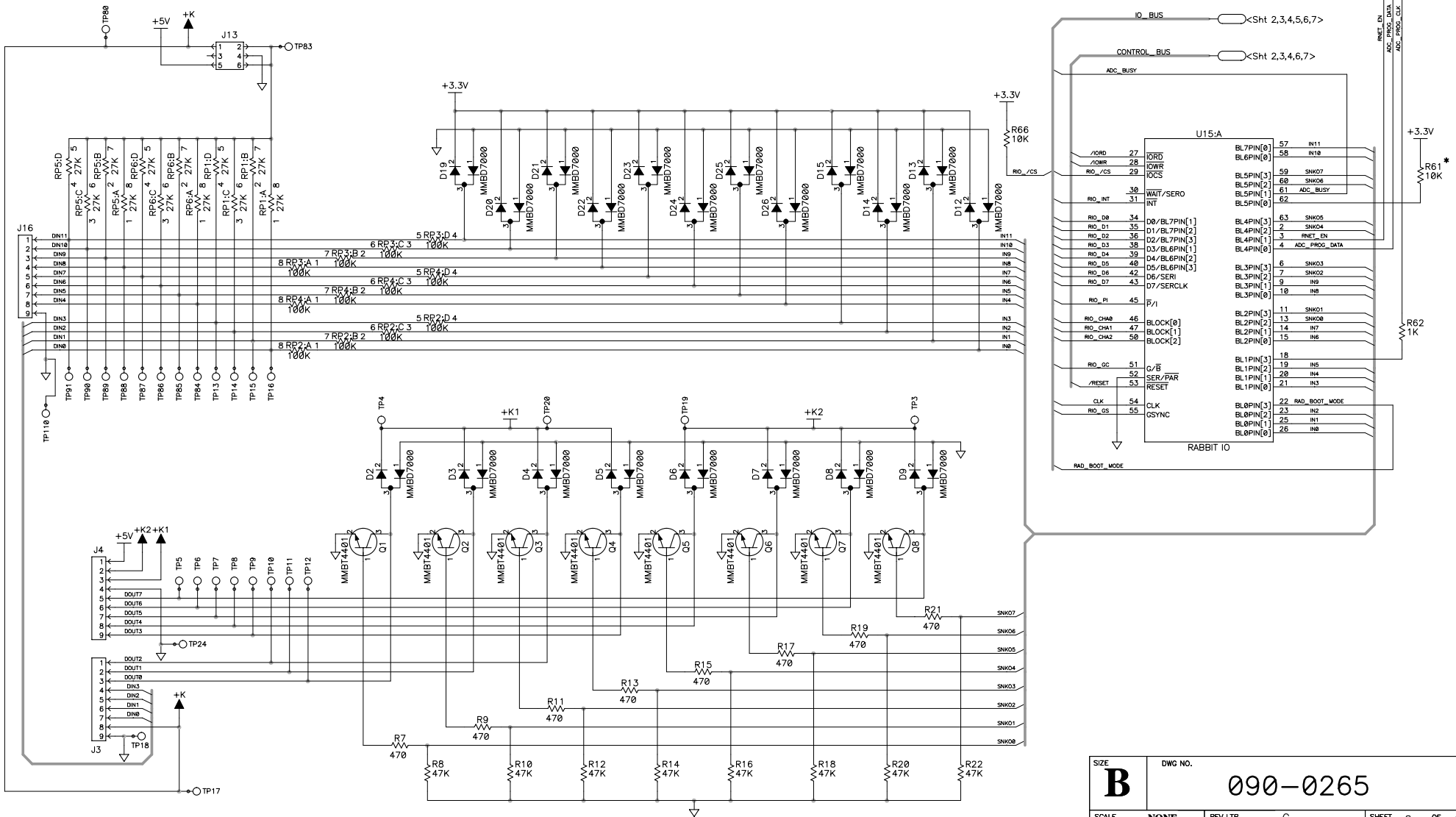
SIZE B	DWG NO.	090-0265	
SCALE	NONE	REV LTR	C
		SHEET	4 OF 8



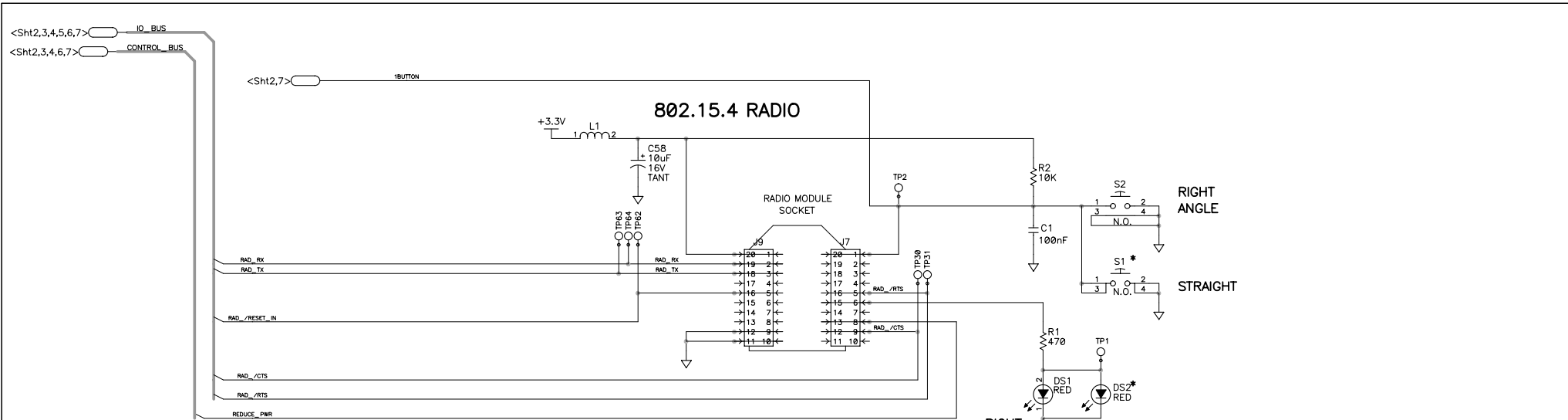
COPYRIGHT 2008, DIGI INTERNATIONAL, INC.

SIZE B	DWG NO.	090-0265	
SCALE	NONE	REV LTR	C
			SHEET 5 OF 8

I/O PULL VOLTAGE LEVEL	
J17	
1-2	PULL UP = +5V
3-4	PULL UP = 0V
5-6	PULL UP = +5V



SIZE	DWG NO.	090-0265	
B		SCALE	NONE
		REV LTR	C
		SHEET	6 OF 8



RADIO MODULE M1

VCC	1	20	AD0/DIO0
DOUT	2	19	AD1/DIO1
DIN/nCONFIG	3	18	AD2/DIO2
CD	4	17	AD3/DIO3
nRESET	5	16	nRTS
PWM0/RSSI	6	15	ASSOC
PWM	7	14	NC2
NC1	8	13	ON/nSLEEP
SLEEP_RQ	9	12	nCTS
GND	10	11	DIO4

SIZE B	DWG NO. 090-0265
SCALE NONE	REV LTR C
SHEET 7	OF 8

BL4S1XX CONFIGURATION OPTIONS			
OPTION	STANDARD	ALTERNATIVES	
ADC	ADS7870	C8051F353	
SERIAL DEVICE	RS232	1-WIRE	RABBITNET
SERIAL INTERFACE	SCREW TERMINAL	RJ45	
FSRAM	512KB	1MB	2 x 512KB
SERIAL FLASH	1MB	2MB	
XBEE	INSTALLED	NOT INSTALLED	

BL4S1XX CONFIGURATIONS						
MODEL	ADC	SERIAL DEVICE	SERIAL INTERFACE SCREW	FSRAM	SERIAL FLASH	XBEE
BL4S100	ADS7870	RS232	TERMINAL SCREW	512KB	1MB	YES
BL4S110	ADS7870	RS232	TERMINAL SCREW	512KB	1MB	NO
BL4S150	ADS7870	RS232	TERMINAL SCREW	DUAL 512KB (1MB)	2MB	YES
BL4S160	ADS7870	RS232	TERMINAL SCREW	DUAL 512KB (1MB)	2MB	NO

OPTION: ADC			
PART	ADS7870	C8051F353	
U20	NOT INSTALLED	INSTALLED	
C96,C97,C95,C87,C86,C91 C92,R91,R94,R115	NOT INSTALLED	INSTALLED	
L2	INSTALLED	INSTALLED	
U18	INSTALLED	NOT INSTALLED	
C64,C65,C68,C69, C74	INSTALLED	NOT INSTALLED	

OPTION: FSRAM (FAST SRAM)			
PART	512KB	1MB	DUAL 512KB
U8	INSTALLED	INSTALLED	INSTALLED
C22,C21 C23,C24	INSTALLED	INSTALLED	INSTALLED
U7	NOT INSTALLED	NOT INSTALLED	INSTALLED
C18,C17 C19,C20	NOT INSTALLED	NOT INSTALLED	INSTALLED

OPTION: SERIAL DEVICE AND INTERFACE			
PART	RS232	1-WIRE	RABBITNET
U3	INSTALLED	NOT INSTALLED	NOT INSTALLED
C14,C15,C9,C16 C12,C8,R37,R42	INSTALLED	NOT INSTALLED	NOT INSTALLED
U1	NOT INSTALLED	INSTALLED	NOT INSTALLED
R6,R23,C3,C2 R4,C4,D10,D11,J6	NOT INSTALLED	INSTALLED	NOT INSTALLED
U5,U6	NOT INSTALLED	NOT INSTALLED	INSTALLED
R55,R27,R32,R36 R39, C10,C6,R28 R29,C11,C7,R25 R35,J2,D1	NOT INSTALLED	NOT INSTALLED	INSTALLED
JP1	INSTALLED	INSTALLED	NOT INSTALLED
INSTALL J5 SCREW TERMINAL FOR RS232 OR 1-WIRE INSTALL J1 RJ45 FOR RABBITNET, RS232, OR 1-WIRE			

OPTION: SERIAL FLASH		
PART	1MB	2MB
U2	AT45DB081D-SU	AT45DB161D-SU

OPTION: XBEE		
PART	INSTALLED	NOT INSTALLED
L1,C58,R2,S2,C1 J9,J7,S1,R1,DS1	YES	NO

SIZE B	DWG NO. 090-0265
SCALE NONE	REV LTR C
SHEET 8 OF 8	